



www.gatormodelers.org



Inside see: Mark Box's '62 Chevrolet Biscayne – Winner of the June Intra-Club Contest of "Real Race Cars"



Club officers
Doug Spinney
President

Chuck Lassiter
Vice President

Frank Ahern
Secretary

Bruce Doyle
Historian

Doug Spinney
Webmaster

Bill Winter
Treasurer &
Newsletter
Editor



www.gatormodelers.org

Prez Sez.....

The Four Club Dilemma

Five years ago I was having coffee with a good friend of mine and out of the blue he said, "Hey, let's start building plastic models." My first response was a resounding NO, because I didn't think I'd have the patience nor did I think my hands were steady enough. But, by the end of our coffee break he had convinced me to give it a try. My first stop was the office of Bill Winter, as I knew he was an avid model builder and could give me some tips. He suggested starting with a Tamiya model kit as my first build as a modeler. And since he used Tamiya paints that is what I decided to use. When I got home I logged into Amazon and purchased the least expensive air compressor I could find, but didn't skimp on the air brush. Then off to *Rob's Hobby World* in Ocala and purchased the paint supplies. That was the beginning of an EVER increasing supply of plastic models and most everything associated with the hobby.

I built my tank and used my airbrush for the first time, what a mess that turned out to be, but I'll leave that for another Prez Sez. I managed to get the tank painted, and added a few free floating gas cans on the turret to cover up my airbrushing mistakes. I figured nobody would notice, and I packed up my model and headed to my first Gator Modelers meeting. I placed my model on the table with all the other models and the first thing someone said to me was that tanks don't have free floating gas cans. That's just Great. I looked at all the models on the table and considered sneaking mine off the table and heading out the door. Luckily my wife was with me and insisted that we stay. When it came time to talk about our models I was terrified, I had to get up and talk about something that everyone in that room had perfected 50 years ago. Why 50 years ago? Because almost everyone in the room had been building models since childhood. I seemed to have missed that part of growing up. (Although over the years I've been told more than a few time that I need to grow up, but that's yet another Prez Sez).

Why the title *The Four Club Dilemma*? Over the last five years I have managed to join four model clubs, each one unique on its own. And each one has a build of the month. That means that in order to stay with the theme for the month I

May – IPMS Gators

We will meet
Tuesday, July 18,
2023 at 6:30 PM at
Oak Hall Library

Prez Sez..... continued.

would need to build four different models. Fortunately, none of the clubs absolutely insist on you building the theme for the month, it is just a suggestion. One club is cars and trucks only, on the convertible themed month I didn't have a convertible, my wife suggested removing the turret from a tank and call it a convertible, so I did. Needless to say they didn't buy it. But I felt comfortable enough to give it a try. Zero model clubs to four clubs, and since I don't like riding my motorcycle at night or rainy days I have plenty of time for model building. I still have my inexpensive air compressor, I had to rebuild it once with new gaskets, but it is still chugging along. And I did make a little promise to myself, no more model clubs, until another one pops up. Oh, and my friend that suggested we build models? He hasn't built a model in almost a year, his new hobby is flipping houses. And since he knows that I swing a hammer 10 times to hit a nail once, he has never asked for help. 😊


GATOR MODELERS



Last month's theme winner was Mark Box. Mark drives all the way from Ocala for our IPMS Gator meetings. Mark is also a member of IPMS Ocala and the FAST Club (Florida Auto and Scale Truck IPMS Club). Mark is an expert in building cars and trucks. He is often a vendor at local and nation modeling contests. Having grown up in Tennessee, Mark spent much of his childhood sweeping our auto shops so he could rub elbows with real racers. He loves small track and dirt track racing which inspires many of his builds which often include scratch built parts and resin bodies. Mark had always wanted to have his own junkyard, so he created a plastic junkyard of kits and kit parts collected over decades. When you need advice on building a car or truck, ask Mark for help. He will be more than happy to help you.

Minutes of the Club Meeting from Tuesday June 20, 2023

Club President Doug Spinney called the meeting to order at 6:40pm. There were 14 members present, including former President A.J. Kwan. There was one visitor - Don Swieter of Gainesville who is considering re-entering the hobby after a long absence.



Doug updated the group on upcoming model shows including Modelpalooza in Kissimmee in October and news that the site of the 2024 IPMS Nationals has been moved to Madison Wisconsin.

Treasurer Bill Winter said he, Ed Ingersoll and former member Claude Moulton had attended a model show in South Carolina and sold models and accessories donated by club members that provided a healthy boost for the club treasury.

The meeting paused for Show & Tell presentations and judging of the monthly theme model contest on the theme - Real Cars that Race.

Mark Box won the contest with his model of a modified stock car racer.

The attendance raffle winners were - Jeff Selker (Snowbird) and Dan Contento (Oldsmobile) .



The meeting concluded with a PowerPoint presentation by Frank Ahern on the Carrera PanAmericana Mexican road race held in 1950, known as the "Most Dangerous Road Race in the World".

The meeting ended at 8:15pm - Submitted By: *Frank Ahern, club secretary.*

Frank Builds a Tank



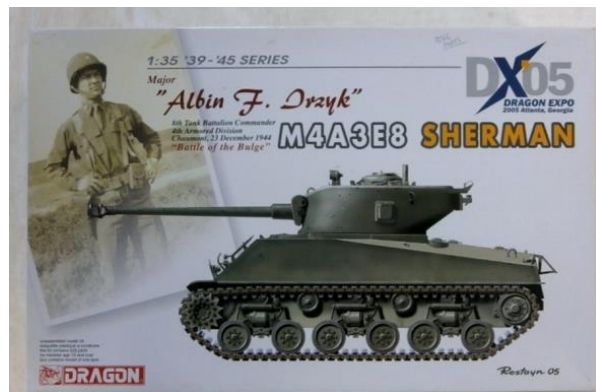
By Frank Ahern

Bewildered. That's the only word to describe my first experience in tank building. How does a confirmed airplane guy end up staring at instructions that seem to make no sense? How do you keep track of more than 600 parts? How do you build a track when even experienced builders roll their eyes? How did I end up deciding to do this?

It started when the club wanted to honor our friend and late club member Tracy Palmer with a special contest in August. His widow Sue will be in attendance and the models will come from those purchased at his estate sale in April. Tracy, despite his service in the Air Force, was a tank guy, so it seemed logical to build a tank from his huge stash. One problem - I don't build tanks. Talk about getting out of your comfort zone.



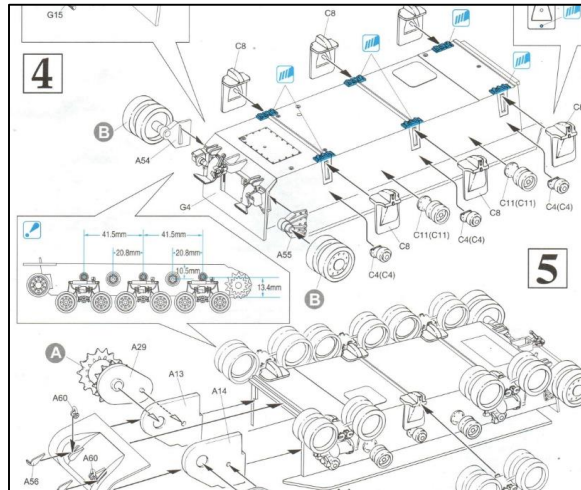
Problem #2 - I apparently bought the wrong tank for a novice to build. Rather than pick something from Tamiya, which would have been easier, I wanted to build a Sherman, which led me to this Dragon kit. I have since learned that Dragon kits have a reputation for difficulty that should have sent me running in the opposite direction.



Rather than bore you with a blow by blow description of my struggles, here are some of the low-lights..

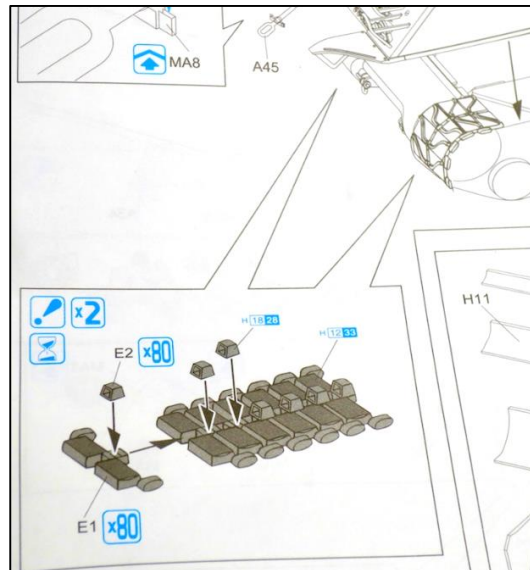
Frank Builds a Tank

After assembling the vast multitude of wheels, I was confronted with this diagram that



was supposed to tell me where to place the return rollers. There was no indication on the tank hull itself where the rollers should go so I just eyeballed them.

In my defense I must say that I have built a lot of model kits. I am usually able to figure out how parts go together.



These were the most vague and unhelpful instructions I have ever encountered. I was totally unable to figure out how the track links were supposed to fit. Nothing on the parts or the instructions indicated where or how the tread and the little nib were designed to connect.

Frank Builds a Tank

Finally, out of frustration, I accepted the kind offer of Doug Spinney to give me a pair of rubber tracks he had, which saved me many days of head scratching.



The whole experience had me feeling like the Chinese man in Tiananmen Square back in 1989. Me against the tank and the tank won.



I'm not especially proud of my first effort to build a tank. It wasn't for lack of trying. If I do build another tank some day it will be a Tamiya kit. That's a promise. By: *Frank Ahern, club secretary.*

Models displayed at the June 2023 IPMS Gators' meeting – Winner of the June Theme Contest

Mark Box's MCW-AMT '62 Chevy (1:25): Resin by MCW – Scratch built roll cage, AMT chassis



1961 CHEVROLET BISCAYNE 2DR.
SEDAN

<https://mcwfinishes.com/shop/ols/products/1961-chevrolet-biscayne-2dr-sedan>



Models displayed at the June 2023 IPMS Gators' meeting

Mark Box's MCW-AMT '62 Chevy (1:25): Resin body by MCW – Scratch built roll cage, on a Pontiac Catalina 421SD AMT chassis



Pontiac Catalina 421SD AMT frame

Models displayed at the June 2023 IPMS Gators' meeting by Jeff Selker




Models displayed at the June 2023 IPMS Gators' meeting by Jeff Selker (hood was airbrushed by Jeff)



Models displayed at the June 2023 IPMS Gators' meeting - Hot rod by Jeff Selker



Models displayed at the June 2023 IPMS Gators' meeting – Hot rod by Jeff Selker



Note the beautiful scale wiring and plumbing!

Models displayed at the June 2023 IPMS Gators' meeting



**Ed Ingersoll's 1950 Oldsmobile
(1:25) by Revell w/ after-market
decals & wired engine**



Models displayed at the June 2023 IPMS Gators' meeting

Frank Ahern's 1950 Oldsmobile (1:25) by Revell w/ caravan decals



Frank gave a great talk about these early 1950's races in Mexico.



Models displayed at the June 2023 IPMS Gators' meeting



Errol Whisler's 1953 Chevy (1:24) by Revell, in progress w/ a scratch-built interior – Note: Errol's Dad raced this car (#3) as can be seen in the photo below!



Models displayed at the June 2023 IPMS Gators' meeting – Race Cars by Mark Box



Models displayed at the June 2023 IPMS Gators' meeting – Bill's '41 Willys Gasser (dark blue/black)



Models displayed at the June 2023 IPMS Gators' meeting – Doug Spinney's T-34 w/ snow



Models displayed at the June 2023 IPMS Gators' meeting

Chuck Lassiter's resin Grumman Goose (1:72) by Czech Master



From long-time member Bob Lundeen.....



Dear Gators – Here are a couple of pics of me driving a DUKW as I made an amphibious invasion of Chattanooga TN. Thanks - Bob



CHATTANOOGA DUCKS
The Best Duck Boat Ride in Chattanooga, TN!

Conversations ... IPMS Gators member **Ken Wilson** sent a note about the “sunsetting” of the P-3 Orion at NAS JAX. Claude Moulton and I attended the NAS JAX airshow in October of 2022. Below are photos from our P-3 visit. - Bill




Conversations ...
More P-3 Orion photos.



From the work bench of Clarence Snyder....



From the work bench of Clarence Snyder....



From the work bench of Jack Mugan



From the work bench of Ken Wilson



... Couldn't find too much info about strange box attachment. All I know is that it was somehow used to place explosive charges against fortified targets.



From the work bench of Ken Wilson



Members in attendance at the last meeting!



Members in attendance at the last meeting!



Members in attendance at the meeting!



Former member (and former Gators' president) AJ Kwan visited us!



Frank gave a great talk about early 1950's road races in Mexico.



Frank Ahern, – Secretary – ahernf@gmail.com
Home: (352) 375-3723; Cell: (352) 226-6785

If you have a modeling tip you would like to share with your fellow modelers, please send us a copy so we can put it in the newsletter. We need articles for the Newsletter and the Web Site!

If you just opened up that new kit and want to give a box or build review, write it up and we'll put it in the newsletter and put it on the Web Site. Just read a good book, tell us about it! Got a great tip, share it with your fellow club members. This is your Newsletter and your Web Site and they're only going to be as good as YOU make them so contribute something to the cause. Don't be afraid to ask for assistance if you have something you want to share, we'll be happy to assist you in making it happen!

Don't forget to support your local hobby shop: Rob's Hobby World (Rob Stevely: Proprietor 8585 SW Hwy 200 unit 14) Ocala, FL 34474 www.robshobbyworld@MSN.com; Mon.-Fri.: 10 AM to 5:30PM; Sat.: 9AM to 4PM; Sun: Closed.

Please check out WWW.IPMSUSA.ORG for the latest information from IPMS National Headquarters and for information about joining IPMS.

Please use one of the links below or go to the IPMS Membership page for more information about joining IPMS USA.

http://www.ipmsusa3.org/uploads/ipms_application_form_2016.pdf

<http://www.shopipmsusa.org/product-p/adult-membership.htm>

<http://www.shopipmsusa.org/product-p/family-membership.htm>

Frank Ahern, – Secretary – Newsletter Editor ahernf@gmail.com
Home: (352) 375-3723; Cell: (352) 226-6785

UPCOMING EVENTS

For a complete list of IPMS events visit: <https://calendar.ipmsusa3.org/>



It is of great importance, both at the local level (IPMS Gators) and at the national level. The Club officers strongly recommend joining IPMS as an individual which provides six yearly issues of the IPMS Journal (which is better than ever) and the opportunity to participate at the IPMS National Convention .

A copy of the membership application is on the right or available at the IPMS / USA website address, www.ipmsusa.org.

Complete the form and return it to the address listed at the bottom of the form along with your method of payment.

IPMS Membership



International Plastic Modelers' Society/USA Membership Application / Renewal Form

New Renewal IPMS #:

Name:

Address:

City: State:

Zip Code:

Phone: E-Mail:

Chapter Affiliation, if any:

Junior (17 years or younger)	\$17.00	<input type="text"/>	Date of Birth:	<input type="text"/>
Adult	One year	\$30.00		<input type="text"/>
	Two years	\$58.00		<input type="text"/>
	Three years	\$86.00		<input type="text"/>
Canada & Mexico		\$35.00		<input type="text"/>
Foreign	Surface	\$38.00		<input type="text"/>

Family (1 set of Journals) ← Adult fee + \$5.00 # of cards?

Your Signature:

If recommended by an IPMS member, please provide his/her:
Name: IPMS #:

PAYMENT OPTIONS:

Cash Amount:

Check Check #: Amount:

Billing Address, if different than above -

Address:

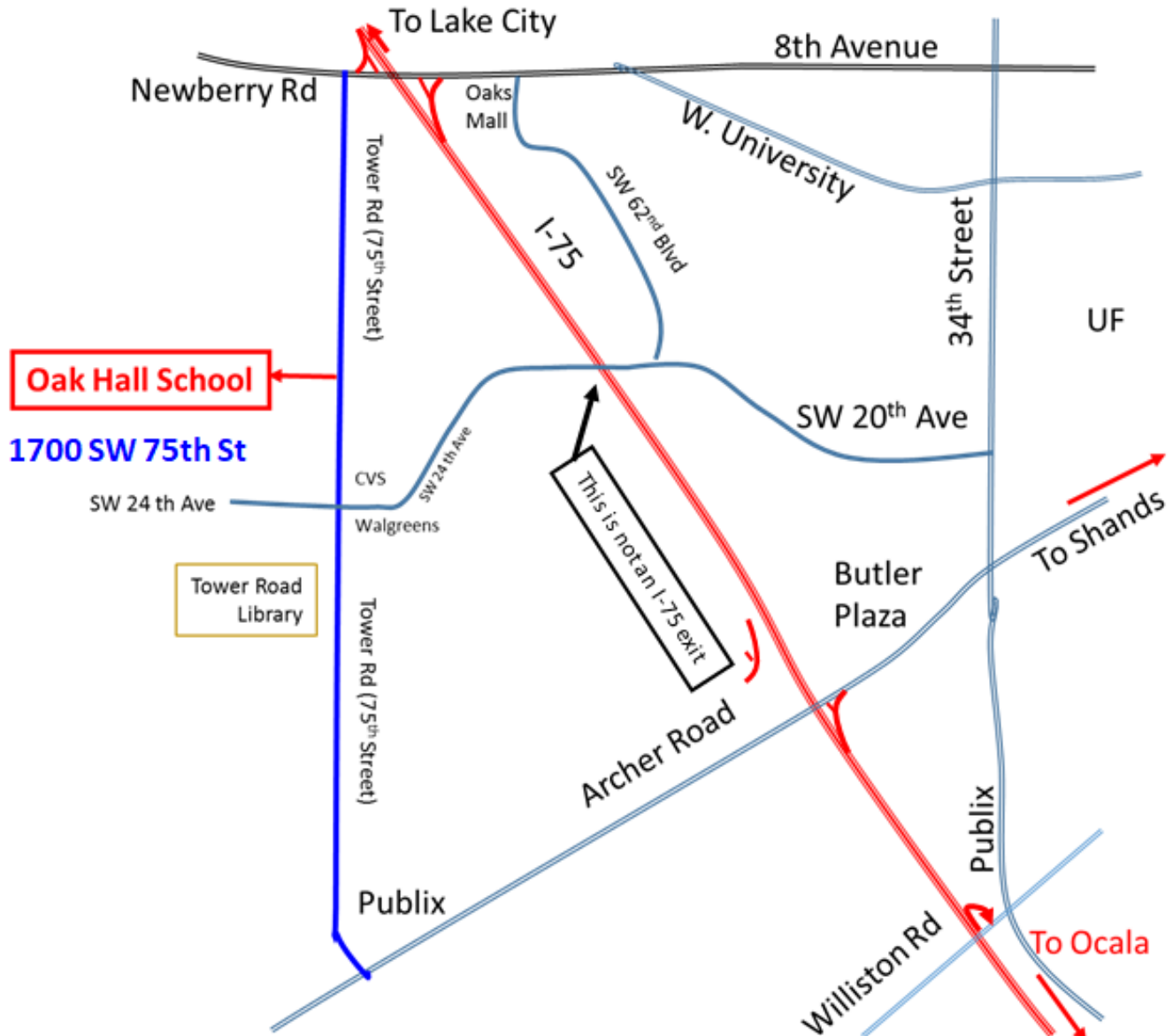
City: State:

Zip Code:

Applications should be printed and mailed to: IPMS/USA, PO Box 1411, Riverview, FL 33568-1411



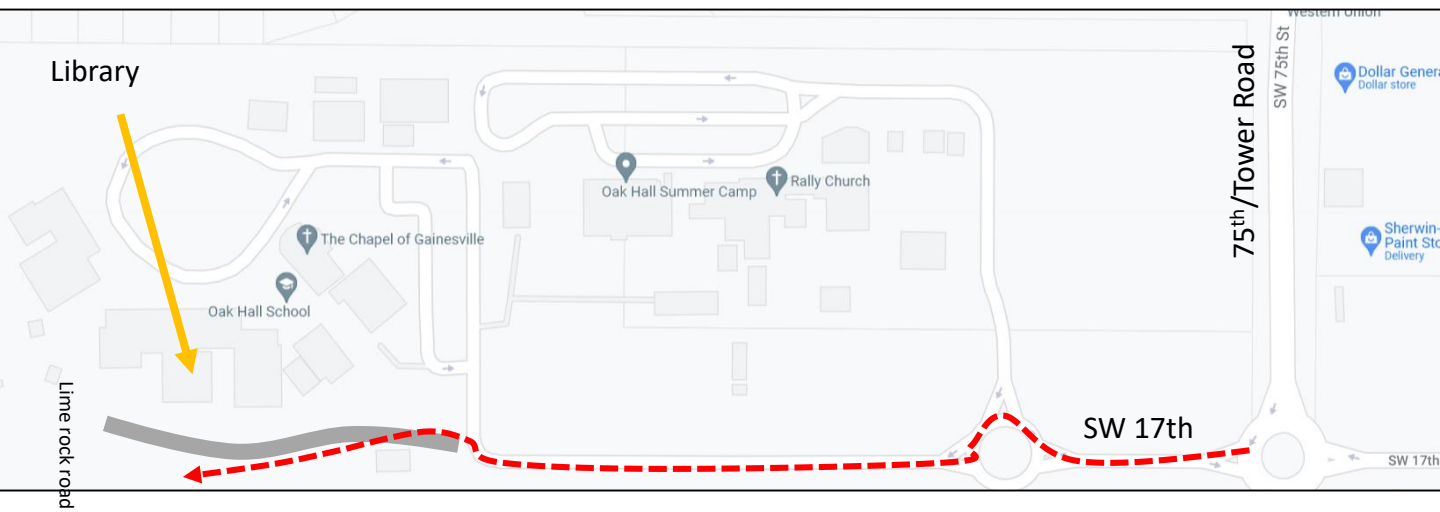
Directions to OAK HALL (1700 SW 75th St, Gainesville, FL)



A note about monthly themes for 2023

- | | |
|--------------|---------------------|
| July. | Prototypes |
| Aug. | Winter War |
| Sept. | Operation Torch WW2 |
| Oct. | Dioramas |
| Nov. | Sci-Fi |

IPMS GATORS' MEMBERS: We will meet at Oak Hall on Tuesday July 18 at 6:30 PM in the LIBRARY.



The top image is the satellite view of OAK HALL. The bottom view is a line drawing.

Dear Readers – If you sent me something for the IPMS Gators' newsletter and I missed it, please let me know. I'll put it in the August newsletter. - Bill

THE END