



[www.gatormodelers.org](http://www.gatormodelers.org)



Two



**Doug Spinney's Three Fighting Men and Ed Ingersoll's Army M48A3 – Winners of the Best Vietnam Models**





Club officers  
**Doug Spinney**  
 President

**Chuck Lassiter**  
 Vice President

**Frank Ahern**  
 Secretary

**Bruce Doyle**  
 Historian

**Doug Spinney**  
 Webmaster


**Bill Winter**  
 Treasurer &  
 Newsletter  
 Editor

**Prez Sez.....** [www.gatormodelers.org](http://www.gatormodelers.org)

*My better half has told me that I'm hard to buy for at Christmas, I don't want her to get me any models or scooter accessories. I'm pretty specific on which models I want and what I'd like to have for my motorcycles. But this last year she surprised me with a rubber band shooting, made-out-of-thin-plywood, model kit of an AK-47 made by ROKR. She thought it had only 5 pieces, but on the box, it states 315 pieces, it also says 6 hours to put it together. I think whoever translated the directions from Chinese to English got the hours wrong, it took me about 16 hours. It took that long because the instructions want you to sand the edges of almost every piece. Now they did supply the sandpaper, a two-inch square piece, and they supplied a sanding stick, 2 inches long. Both sandpaper and stick lasted about 5 minutes before self destructing. I destroyed two sanding sticks from Publix, the ones with multiple grits. I think they are for fingernails, since that is the area where they are located. But we all have our own sources for supplies. Anyway, back to the AK, ROKR gave me six little guys to shoot at, I was instructed that I could not shoot the wife or the dog. It is a lot of fun. I can shoot single shots or a burst. Be careful where the rubber bands go, they play havoc on the vacuum sweeper. It is 99% thin plywood, with metal springs, and a few plastic parts. I liked it so much I purchased another ROKR kit, just not another AK.*



*This month's meeting is Russian WW2, hope to see many of you at the meeting. We will try not to lock anyone out this time. The entrance gate didn't co= operate last month. I think Mike managed to get everyone in. Don't forget this is our month for a Swap Meet after the meeting.*



#### April – IPMS Gators

We will meet  
 Tuesday, April 15,  
 2025, at 6:30 PM at  
 Oak Hall Library

- Doug





## *Stormovik*

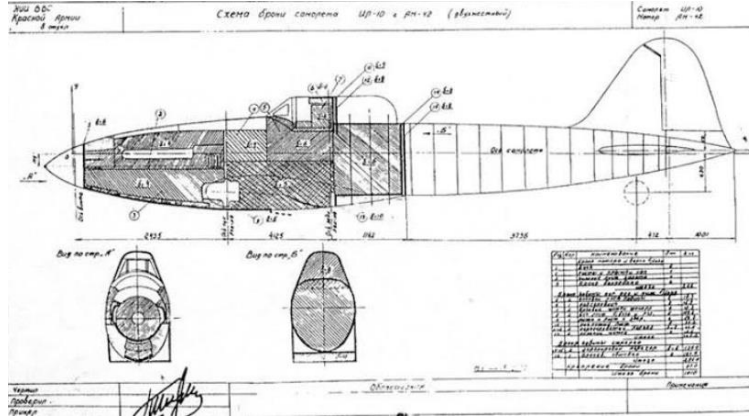
By Frank Ahern

To the Germans it was the Eastern Front, to the Russians it was the Great Patriotic War. Both sides and historians agree that the cataclysmic struggle between them shaped the outcome of WW2. There were immense losses on both sides, but the Germans, lacking Russia's size and resources, couldn't recover. What led Hitler to invade Russia was a belief that it was a backward country with inferior technology that would collapse in the face of German superiority.



Two nasty surprises awaited the Nazi's after the initial success of their invasion in June 1941. The T-34 tank, and the IL-2 ground-attack fighter had been undetected by German intelligence prior to Operation Barbarossa. They were crude by Western standards but effective in the harsh conditions of Russia and both were produced in overwhelming numbers.

# Stormovik



The Il-2 Stormovik was a product of the Russian military philosophy that the main purpose of air power was to support ground attacks. This resulted in a design that was called "The Flying Tank", in which the protective armor around the engine and pilot were an integral part of the structure and not just bolted on plates.



It made the Stormovik almost impervious to small arms anti-aircraft fire, leading the Germans to call it "the Concrete Plane". Unfortunately, it was highly vulnerable to fighter attacks and suffered tremendous losses.





## Stormovik

It's value to the Russian army was such that Stalin sent a threatening letter to the factories, when production slowed down, saying the IL-2 was as necessary as "air and bread" to the war effort.




the most highly produced airplane of WW2 there have been many model kits of the Stormovik over the years. Probably the best are the ones made by Tamiya, which is what I built for the monthly theme.




It is an outstanding kit. In 1/72 scale the small parts are very delicate, but scale accuracy is what makes Tamiya so good. I decided to place it on a base depicting the rugged conditions of the war, where improved runways were rare. No matter the conditions, the Stormovik soldiered on, helping drive the Nazis back to the Fatherland. - [Frank](#)



## *Best Vietnam Model*





**Ed Ingersoll's Tamiya M4AA3 in 1:35 scale**





## Best Vietnam Model



Doug Spinney's Lindberg "Three Fighting Men"





## Ed Ingersoll's Tamiya M48A3 in 1:35 scale

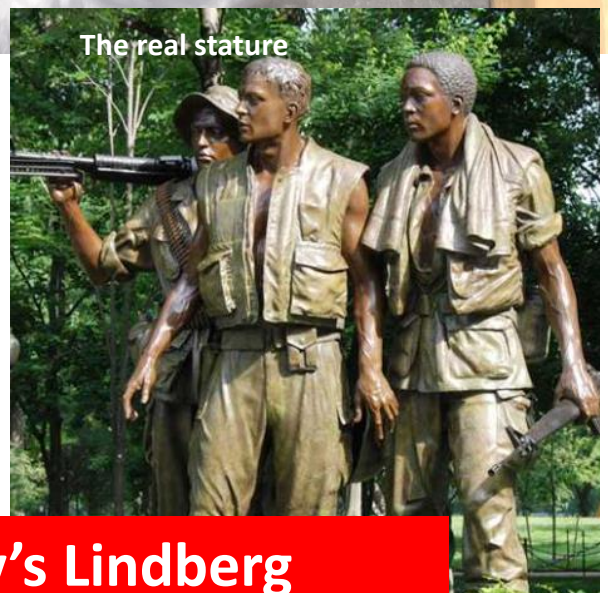


1/35(1/144)ニチヤアムレーヌNO.120  
アメリカM48A3ハットン戦車  
1/35(1/144)ニチヤアムレーヌNO.120  
アメリカM48A3ハットン戦車





## *Best Vietnam Model*



**Doug Spinney's Lindberg  
"Three Fighting Men"**



## Brian Cormack's 1:72 scale Cobra helicopter






## Errol Whisler's 1:72 scale C-47 Dakota






## Bob Lundeen's 1:35 scale Vietnam diorama of an M48A3 and M113






## Bob Lundeen's 1:35 scale Vietnam diorama of an M48A3 and M113





## Frank Ahern's 1:35 scale Tamiya Pibber






## Bruce Doyle's 1:72 scale MiG-17 and Crusader Vietnam-era jets





## Bill's 1:35 scale Italeri M-107 howitzer.





## Chuck Lassiter's Corsair II – Vietnam Era





## Frank Ahern's USCG Cutter





## Tony Aguilar's "fleet" of Panzer II's and Panzer III's built from resin kits.






## Darryl Palmer's Willy Ley's Man-In-Space Ship





## Darryl Palmer's Willy Ley's Man-In-Space Ship



## Ian Breheny's Kylo Ren's Command Shuttle





## Ian Breheny's Kylo Ren's Command Shuttle






## Chuck Lassiter's British WWII aircraft the Fairly Battle

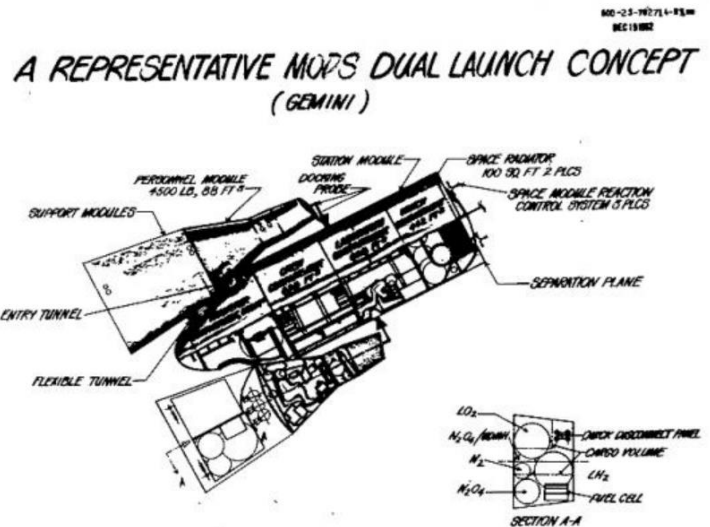




## READER'S CHALLENGE -- > What is this (that never really flew)?



**ANSWER** - The **Military Orbital Development System** (MODS) was a proposal in early 1962 for a space station that would use up to two Gemini spacecraft to conduct preliminary research in space. MODS eventually evolved into the Manned Orbiting Laboratory (MOL), which had a dedicated reconnaissance mission and was canceled in summer 1969. (credit: Model and photo by Mike Mackowski)





## Members at the March 2025 meeting



### Panel line short tutorial:

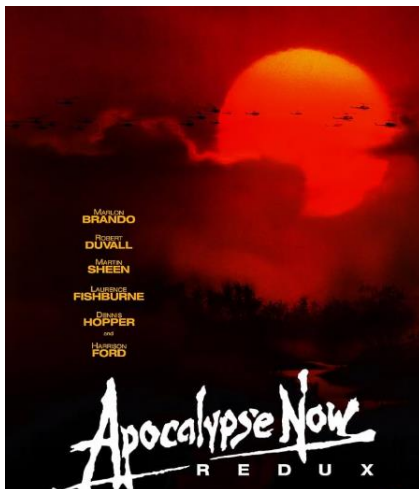
<https://www.youtube.com/watch?v=ljpiokwfRwk>

### Simple way to make striped wires (e.g., eject handles)

<https://www.youtube.com/watch?v=nJyORRbnroo>

### Making rust!

<https://www.youtube.com/watch?v=ehNikXj6 s>





Frank Ahern, – Secretary – [ahernf@gmail.com](mailto:ahernf@gmail.com)  
Home: (352) 375-3723; Cell: (352) 226-6785

**If you have a modeling tip you would like to share with your fellow modelers, please send us a copy so we can put it in the newsletter. We need articles for the Newsletter and the Web Site!**

If you just opened up that new kit and want to give a box or build review, write it up and we'll put it in the newsletter and put it on the Web Site. Just read a good book, tell us about it! Got a great tip, share it with your fellow club members. This is your Newsletter and your Web Site and they're only going to be as good as YOU make them so contribute something to the cause. Don't be afraid to ask for assistance if you have something you want to share, we'll be happy to assist you in making it happen!



Don't forget to support your local hobby shop: Rob's Hobby World (Rob Stevely: Proprietor 8585 SW Hwy 200 unit 14) Ocala, FL 34474 [www.robshobbyworld@MSN.com](mailto:www.robshobbyworld@MSN.com); Mon.-Fri.: 10 AM to 5:30PM; Sat.: 9AM to 4PM; Sun: Closed.

Please check out [WWW.IPMSUSA.ORG](http://WWW.IPMSUSA.ORG) for the latest information from IPMS National Headquarters and for information about joining IPMS.

Frank Ahern, – Secretary – Newsletter Editor [ahernf@gmail.com](mailto:ahernf@gmail.com)  
Home: (352) 375-3723; Cell: (352) 226-6785

## UPCOMING EVENTS

For a complete list of IPMS events visit: <https://calendar.ipmsusa3.org/>





*It is of great importance, both at the local level (IPMS Gators) and at the national level, that all IPMS Gators members **join IPMS USA.***

This membership includes six bimonthly issues of the IPMS Journal (now: "IUJ"; which is better than ever) and the opportunity to participate in the IPMS National Convention .

Joining IPMSUSA or renewing your membership are done on-line.

<https://myipmsusa.org/join-us>



INTERNATIONAL PLASTIC MODELERS' SOCIETY

*By Modelers, for Modelers*



MEMBERSHIP HOME ► 60TH ANNIVERSARY MEMBERSHIP SPECIAL! CHAPTER DIRECTORY JOIN US IPMS/USA ONLINE STORE

Go to IPMS/USA

Renew My Membership



IPMS/USA

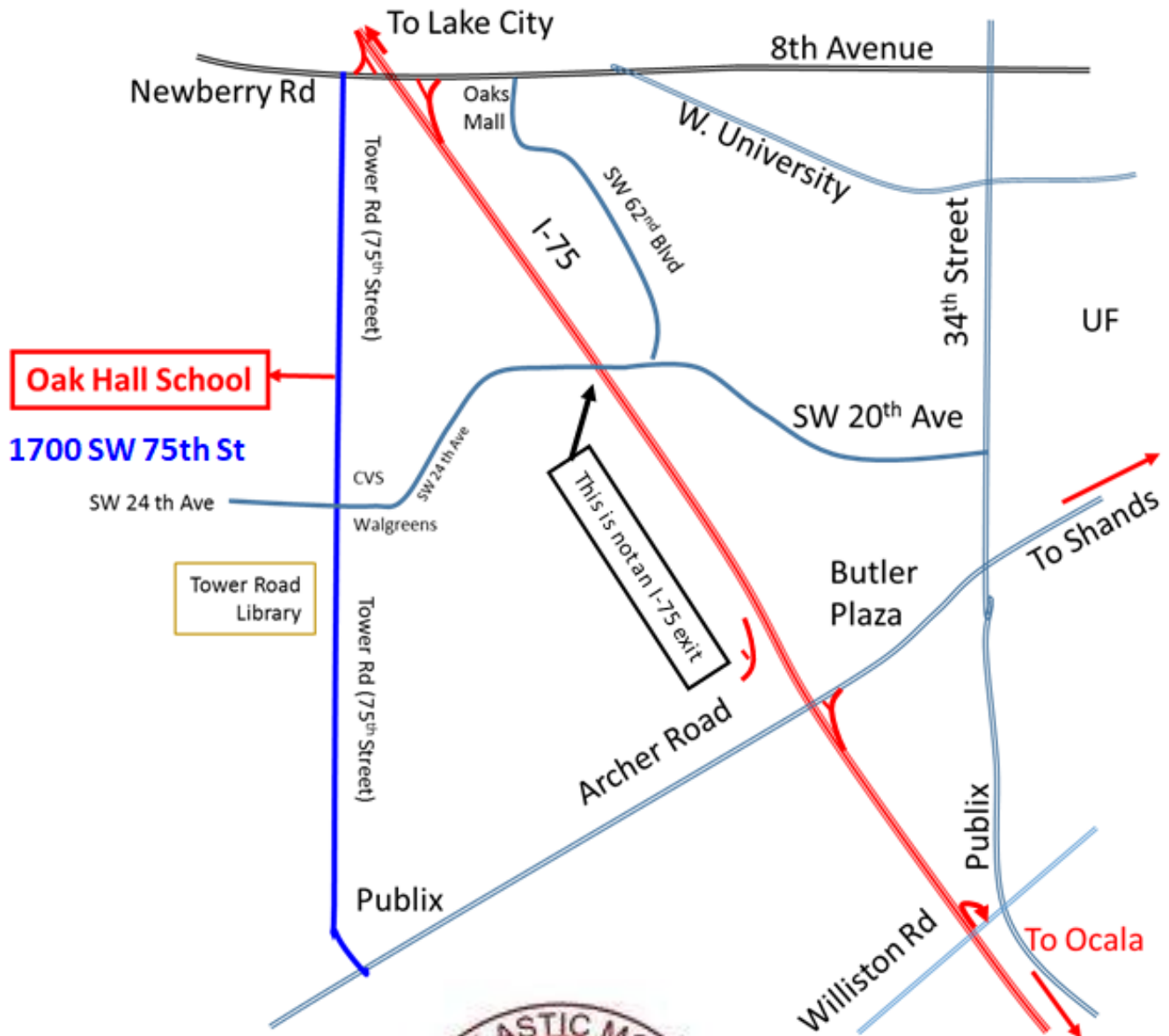
P. O. Box 1411

Riverview, FL 33568-1411

Phone: 727-537-6886

Email: [manager@ipmsusa.org](mailto:manager@ipmsusa.org)

## Directions to OAK HALL (1700 SW 75<sup>th</sup> St, Gainesville, FL)

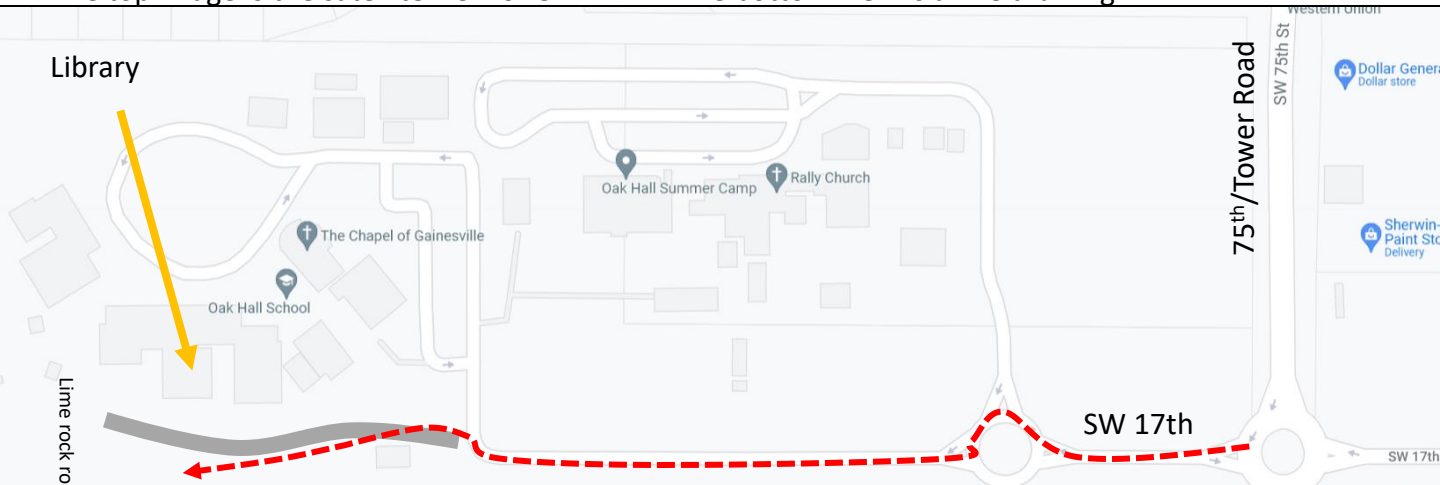




**IPMS GATORS' MEMBERS:** We will meet at Oak Hall on Tuesday April 15 at 6:30 PM in the LIBRARY.



The top image is the satellite view of OAK HALL. The bottom view is a line drawing.



## A note about monthly themes for 2025

Apr.	<b>Russia WW2</b>
May	Ships
Jun	Snow vehicles
Jul	Movie/TV
Aug.	Humor
Sep	WW1
Oct	Korean war
Nov.	3 color camouflage
Dec.	Sci-Fi



***Fancy Paint ...*** (or camouflage) inspired by Jack Mugan



***Dear Readers*** – If you sent me something for the IPMS Gators' newsletter and I missed it, or if I misidentified any photos, please let me know. I'll fix it in the May 2025 newsletter. - Bill