



www.gatormodelers.org



For the June 2025 intraclub contest for the “snow” theme, Don Martin’s FAMO was the winner!

June 2025 intraclub contest: Snow

Darryl Palmer has provided another article on box art covers. See inside!

Frank Ahern provides part 2 of his article on the Mercedes Gullwing cars





Club officers
Doug Spinney
President

Chuck Lassiter
Vice President

Frank Ahern
Secretary

Bruce Doyle
Historian

Doug Spinney
Webmaster

Bill Winter
Treasurer &
Newsletter
Editor

www.gatormodelers.org

Prez Sez.....

As usual, every year at the beginning of July, the neighbors compete with each other to see who can make the most noise with fireworks. Every dog in the area is cowering in their home except for one dog, ours. She grew up on the back of a Harley, no noise bothers her. Thunderstorms, not a chance.



We were at a Harley dealership in Kodiac, TN a few years ago, one of the associates told us that they were going to fire up a loud bike so maybe we would want to step outside. We told her not to worry, the pipes wouldn't be a problem. They fired up the bike, a bulldog with a studded collar hauled out the door, our little 9lb dog could have cared less and went about checking out the premises. What does this have to do with modeling? Nothing, I thought I would throw that in since the fourth of July is just about to ascend.

Last month was the big show in Plant City, better known as PAMSCON. I was on vacation with the wife, kids, and grandkids. Maybe next year. But, I sure would like the winners from the show to bring in their winning models and hardware for all of us to admire.


The theme for this month is Movie/TV, so bring in those movie "Planes, Trains, and Automobiles". Or any other built model kit from TV or a movie. I am hoping for a good turnout.

July – IPMS Gators

We will meet
Tuesday, July 15,
2025, at 6:30 PM at
Oak Hall Library

Minutes of the Club Meeting from Tuesday June 17, 2025

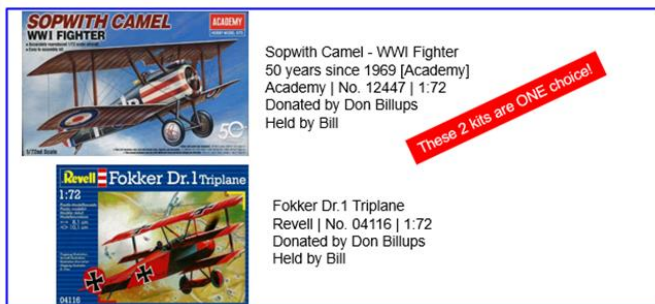
President Doug Spinney called the meeting to order at 6:30pm. There were 15 members present. He asked for a show of hands of how many were going to the Pamscon show in Plant City this weekend. About a half dozen members responded. He also mentioned the IPMS Nationals in early August in Hampton Roads, Virginia and the Blue Angels modelfest in Pensacola in late August.



Doug said he decided to change the voting format on the monthly theme contest. Previously members voted for 2 favorites, but this had resulted in tie votes in recent meetings. He decided to switch back to voting for one favorite model to see if this resulted in fewer tie votes.

The meeting paused to allow members to give Show & Tell presentations on models they brought. The monthly theme was "Snow Vehicles". The winning model of a German half track in snow camouflage was brought by Don Martin.

The monthly attendance raffle drawings were held ,and the winners were Frank Ahern, who selected a DR-1 triplane, and Mark Box, who picked a 1955 2-door Chevy Bel Air (plus a resin figure).



Extra drawings were held to reduce the number of kits in the club stash. The winners were Frank Ahern, Chuck Lassiter, Doug Spinney and Clarence Snyder.

The meeting concluded with a presentation by Frank Ahern on the 1950 Mexican road race called the *Carrera PanAmericana*, and two models he built related to the race.

The meeting adjourned at 8:15pm.

Submitted by: [Frank Ahern, Club Secretary](#)

Gullwing

Part 2

By Frank Ahern


Those of us who have been modelers for a while, especially those whose time in the hobby extends back to the 1950's and 60's, must acknowledge that we re currently living in the *Golden Age* of modeling.



We survived the era when sprues were covered in flash, parts didn't fit and frequently the finished product didn't closely resemble the actual subject. We excused ourselves by saying "bad kit." That excuse if no longer valid.



My current build of the Tamiya 300 SL Gullwing is a case in point. Although the kit is almost 10 years old it sets a standard of engineering and execution that other kit builders are trying to equal.



Gullwing Part 2

The kit itself, like most kits, is separated into subsections. The frame and body are detailed representations of the iconic tubular space frame and slanted inline six-cylinder engine that were groundbreaking for that era. Both are complete in every detail, although I wish Tamiya would provide part names instead of just numbers. I'd like to know the physical name of the parts for my own information.



The interior is also intricate in its detail and supplies decals to accurately portray the instruments in their housings, something that I appreciate. There are metal transfer decals to add a more realistic touch to the dashboard and rear-view mirror.



Finally, the body and famous gullwing doors are beautifully molded to portray the shape of the car that has become perhaps the most collectible car in existence. That's since only 1500 Gullwings were made in the 3-year production cycle. Owning one now instantly places you among the elite in the car collector₅ world.

Gullwing Part 2


The kit is so good that any flaws you see (and there are plenty) are completely my fault. That's why I am going slow and may not have it complete by the next meeting. This has been a good challenge, however, and led me to look ahead to the next Tamiya car kit that I already have on my shelf. The Datsun 240 Z was the car that transformed the public image of Japanese cars in America in the early 1970's. It was a car that, as a young man, I wanted but never owned for a variety of reasons. This may be my last chance to have it.

NISSAN FAIRLADY 240Z STREET-CUSTOM



1/24 SPORTS CAR SERIES NO.367

*DETAILED STATIC DISPLAY MODEL *CLASSIC LONG NOSE FASTBACK FORM RECREATED IN STYLE *ASSEMBLE AS A JAPANESE OR NORTH AMERICAN VERSION 240Z *DETAILED RENDERING OF THE INLINE-SIX ENGINE
*METAL TRANSFERS INCLUDED
*READY TO ASSEMBLE PRECISION MODEL KIT
*DETAILED SCALE MODEL FOR HOBBYISTS AGE 15 AND ABOVE. THIS IS NOT A TOY
*MODEL MAY VARY FROM IMAGE ON BOX
*CEMENT AND PAINT NOT INCLUDED

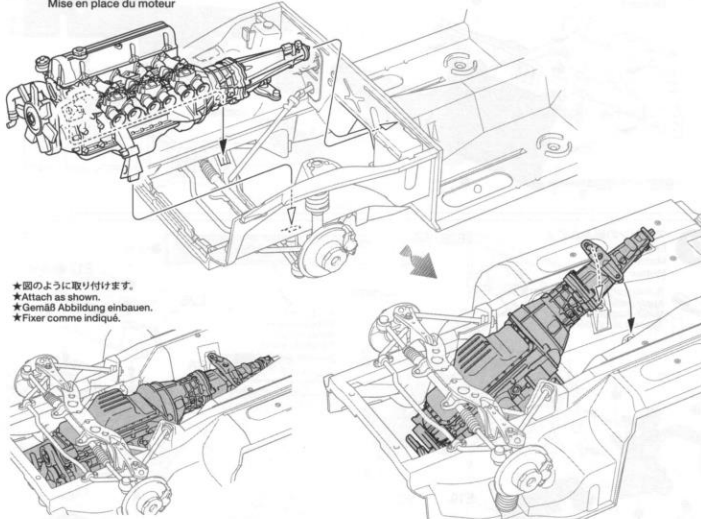


1/24スポーツカーシリーズ No.367

NISSAN フェアレディ 240Z
ストリートカスタム

当時の代表的なカスタムバージョンをモデル化。エンジン・シャシ・ボディ、インテリアまで精密に再現。フルディスプレイモデル。塗装・塗料別売。サイズは1/24スケールで、キット内には塗料が塗られています。

9 エンジンの取り付け
Attaching engine
Motor-Einbau
Mise en place du moteur



*図のように取り付けます。
*Attach as shown.
*Gemäß Abbildung einbauen.
*Fixer comme indiqué.



Jack Leynnwood – Dean of Dangerous Dreams

By Darryl Palmer

Jack Leynnwood probably lives in your head without you even knowing it. His lean and muscular artwork for models, movies and aviation was iconic and ubiquitous in the 1960s, fueling countless dreams of action and danger. If you ever cut up a model box just to paste the art on your bedroom wall, chances are it was an original Leynnwood.

Jack Leynnwood was born in 1921 in Culver City, California. As a child, you could say he was precocious. Living just down the road from Hal Roach Studios, he sometimes made \$15 a day as an extra in Our Gang comedies. He toured the Southwest as a saxophone prodigy in swing bands. At 16, he learned to fly. Somewhere along the way, he picked up drawing.

With the outbreak of the WWII, Leynnwood joined the Army Air Corps; while he didn't see combat overseas, he was a flight trainer for P-40s and P-38s, earning his commercial pilot's license after the war. On the G.I. Bill, he attended the Art Center School of Design in Los Angeles, then started working for Northrop Aviation as an illustrator. He also taught night classes at the Art Center and did freelance work, which is what eventually led him to the Revell Company offices in Venice, California.



Jack Leynnwood in his studio.

In 1957, Revell was one of the most prolific hobby companies on the planet, adding hundreds of model kits to its catalog each year. Its art department, run by illustrator Dick Kishady, was overworked, understaffed and seeking freelancers. Kishady was impressed by Leynnwood's work with Northrop, and they bonded over their war experiences (Kishady had flown FW-109s in the Hungarian air force).

Leynnwood's first box cover for Revell, a Lockheed Hercules C-130, was a startling debut. Presented in an ultra-wide-angle perspective, the left wing pushes out over the picture frame, while the tail blots out the company logo, suggesting that the 1/140 scale kit can barely fit in the box.



Jack Leynnwood – Dean of Dangerous Dreams

Leynnwood's first box cover for Revell, a Lockheed Hercules C-130, was a startling debut. Presented in an ultra-wide-angle perspective, the left wing pushes out over the picture frame, while the tail blots out the company logo, suggesting that the 1/140 scale kit can barely fit in the box.



Over the next 12 years, Leynnwood would paint more than 650 illustrations for Revell, Aurora and other companies, developing a style that would define model box art throughout the 1960s.

Leynnwood would use illustrator's gouache, a fast-drying water-based paint, to roughly sketch in the background with loose brushstrokes, creating an abstract, light-colored blaze that would be filled in with the main subject. He'd then use a camera lucida to project a photo onto the canvas and subtly distort the image to suggest motion or call attention to certain details. The result was a composition that, while it might not be 100% accurate, conveyed the essence of the subject in action.



A3J-1 Vigilante leaps off a carrier deck. Note the 'impossible' placement of the bridge, the contrasting sky in the background, the motion streaks on the wing tips—all hallmarks of Leynnwood's style. Image courtesy of BoxArt Den <https://www.boxartden.com>

After leaving Revell in the mid-70s, Leynnwood continued to teach at the Art Center, and he painted the posters for many Hollywood action films, including MIDWAY, AIRPORT '77, THE FINAL COUNTDOWN, and GRAY LADY DOWN. He died in 1999, leaving behind a legacy of great artwork and lasting memories.

A gallery of Leynnwood's artwork can be found on the BoxArt Den:

<https://www.boxartden.com/gallery/index.php/Model-Kit-Artists>

Aviation artist Mike Machat has several videos examining Leynnwood's style on his YouTube channel:

https://youtu.be/NntiN0I829o?si=mw1qmNKaX_wzQxtH

Lon Levin writes a moving tribute to his former art teacher in The Illustrators Journal:



<https://illustratorsjournal.wordpress.com/2011/12/20/remembering-jack-leynwood/>

Winners of June's Club Contest

For the June 2025 intraclub contest for the “snow” theme, **Don Martin's 1:35 scale, Tamiya WW2 German FAMO crane vehicle** was the winner!
Don used snow camo, extra stowage and MV lenses.



Rupp Super Sno-Sport
The Worlds First Dragster Snowmobile by Doug Spinney




1:72 scale, Fujimi, T-34/85 Soviet World War II Tank by Tony Aguilar



Rupp Super Sno-Sport The Worlds First Dragster Snowmobile by Clarence Snyder



Bob Lundeen's 1:35 scale Dragon, German World War II Panzer IV tank with snow camo



1:48 scale, Hasegawa “George” Japanese WW2 Fighter with paint chipping by Bob Lundeen

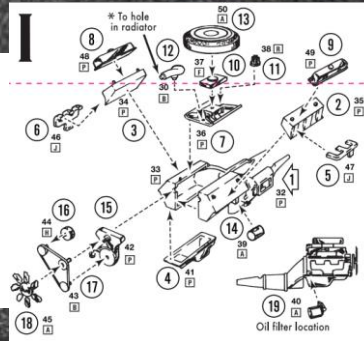


Mark Box's 1:25 scale Dodge Demon by MPC



'71 Dodge Demon

1/25 SCALE CUSTOMIZING KIT WITH 2 BUILDING VERSIONS




Current builds from Clarence Snyder





Model in progress from Brian: 1:72 scale, Heller, Spitfire Mk 16.



1:35 scale, Testors, US WWII Military Multi-Purpose Vehicle 3/4t Dodge WC-52 by Ed Ingersoll



M4 tanks built by Tony Aguilar



Darryl Palmer's Curtiss T-32 Condor



Curtiss T-32 Condor

Curtiss T-32 Condor 'Wiliam Horlick' – Byrd Antarctic Expedition II, 1933-34

2 x Wright Cyclone 9-cylinder radial engines

Wingspan: 82 ft (upper), 74 ft (lower)

Airspeed: 170 mph (max), 145 mph (cruise)

Ceiling: 15,500 ft

Range: 580 miles




GLENCOE MODELS **Curtiss Condor** • 1/81 scale





Errol Whisler's 1:32 scale, Revell UH-1D Huey Gunship - with scratch-built seats and custom decals for the console.



1950 Oldsmobile "City of Roses" by Frank Ahern



Winner: 1st Running of the Pan-American Road Race in May, 1950



1963 Corvette




Challenge from the Editor

I was delighted to see Darryl's fine build of the Seaview last month. *What Dell comic book attempted to capture the excitement of Irwin Allen's movie entitled "Voyage to the Bottom of the Sea?"*



The answer: The 4-volume comic books series was *"Voyage to the Deep."*

This short series was a response to the major motion picture entitled "Voyage to the Bottom of the Sea" upon which various models were based.



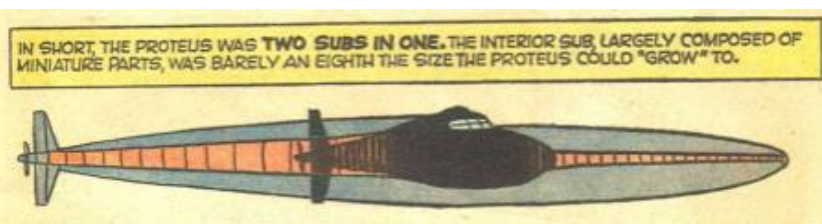
The **Proteus** is a shape-shifting atomic sub that battles sea creatures, arctic monsters, sonic attacks, anti-matter generators, global terrorism, and more!

In the first comic book, the Proteus has just finished its shakedown run and heads out to explore the Mariana Trench but when the ship arrives, it not only needs to deal with giant sea creatures but also an act of terrorism that threatens the entire world!

"Voyage to the Deep" was drawn by Samuel Glanzman (1924 – 2017) who was an American comic book artist and writer.

Abstracted and modified from:
<https://www.goodreads.com/book/show/40145106-voyage-to-the-deep>

Editor's note: The drawing of the Proteus on the cover of volume 1 is very different than how the Proteus was drawn in the interior pages.



GATOR MODELERS

Frank Ahern, – Secretary – ahernf@gmail.com
Home: (352) 375-3723; Cell: (352) 226-6785

If you have a modeling tip you would like to share with your fellow modelers, please send us a copy so we can put it in the newsletter. We need articles for the Newsletter and the Web Site!

If you just opened up that new kit and want to give a box or build review, write it up and we'll put it in the newsletter and put it on the Web Site. Just read a good book, tell us about it! Got a great tip, share it with your fellow club members. This is your Newsletter and your Web Site and they're only going to be as good as YOU make them so contribute something to the cause. Don't be afraid to ask for assistance if you have something you want to share, we'll be happy to assist you in making it happen!



Don't forget to support your local hobby shop: Rob's Hobby World (Rob Stevely: Proprietor 8585 SW Hwy 200 unit 14) Ocala, FL 34474 www.robshobbyworld@MSN.com; Mon.-Fri.: 10 AM to 5:30PM; Sat.: 9AM to 4PM; Sun: Closed.

Please check out WWW.IPMSUSA.ORG for the latest information from IPMS National Headquarters and for information about joining IPMS.

Frank Ahern, – Secretary – Newsletter Editor ahernf@gmail.com
Home: (352) 375-3723; Cell: (352) 226-6785

UPCOMING EVENTS

For a complete list of IPMS events visit: <https://calendar.ipmsusa3.org/>



*It is of great importance, both at the local level (IPMS Gators) and at the national level, that all IPMS Gators members **join IPMS USA.***

This membership includes six bimonthly issues of the IPMS Journal (now: "IUJ"; which is better than ever) and the opportunity to participate in the IPMS National Convention .

Joining IPMSUSA or renewing your membership are done on-line.

<https://myipmsusa.org/join-us>



INTERNATIONAL PLASTIC MODELERS' SOCIETY


By Modelers, for Modelers



MEMBERSHIP HOME ► 60TH ANNIVERSARY MEMBERSHIP SPECIAL! CHAPTER DIRECTORY JOIN US IPMS/USA ONLINE STORE

Go to IPMS/USA

Renew My Membership



IPMS/USA

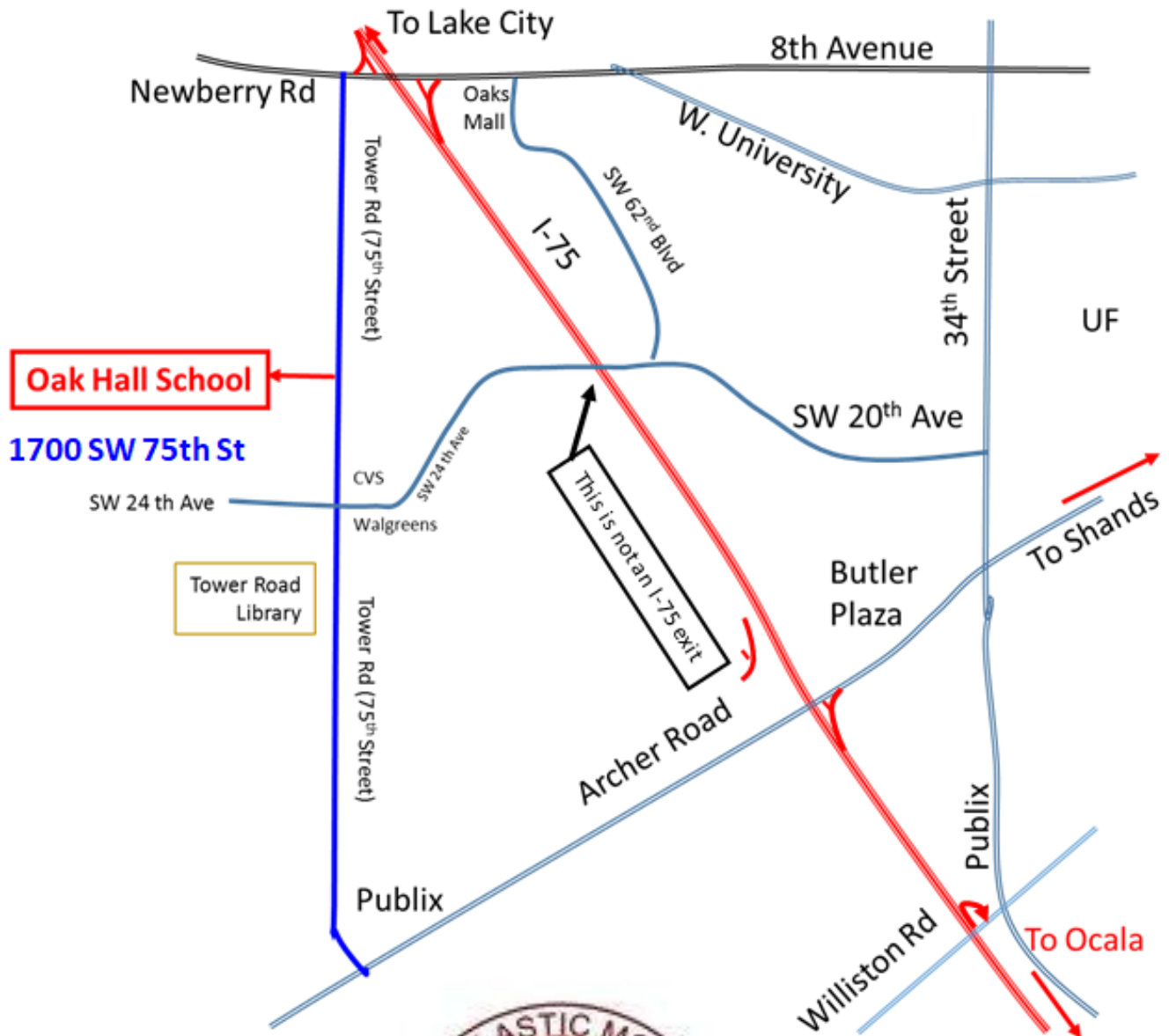
P. O. Box 45235

Omaha, Nebraska 68145-0235

Phone: 727-537-6886

Email: manager@ipmsusa.org

Directions to OAK HALL (1700 SW 75th St, Gainesville, FL)

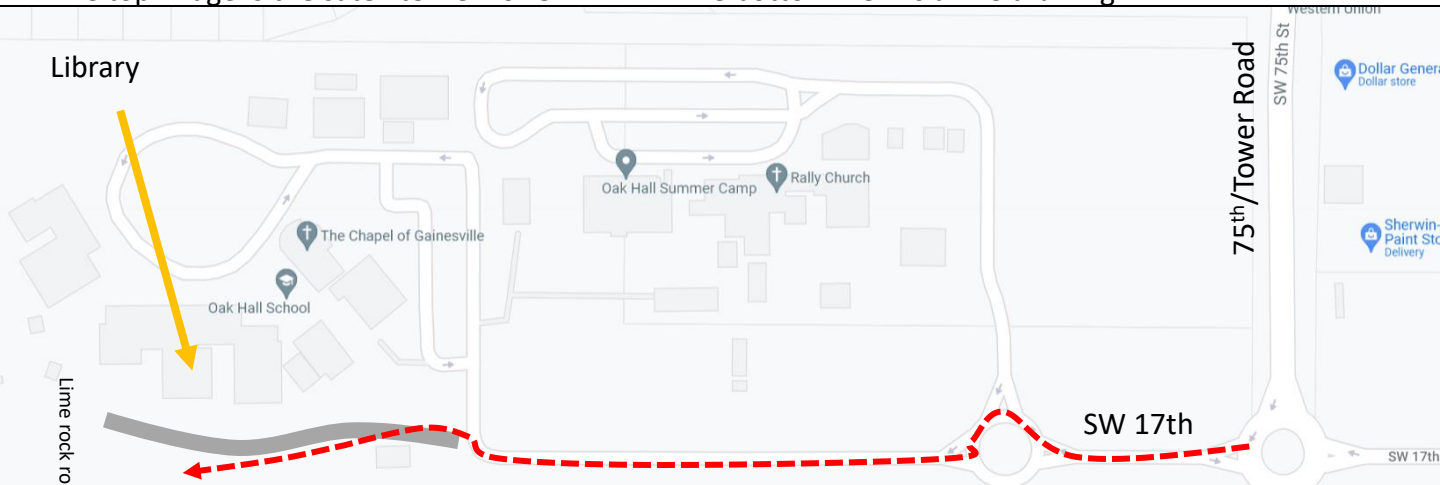


GATOR MODELERS

IPMS GATORS' MEMBERS: We will meet at Oak Hall on Tuesday July 15 at 6:30 PM in the LIBRARY.



The top image is the satellite view of OAK HALL. The bottom view is a line drawing.



A note about monthly themes for 2025

Jul

Movie/TV

Aug.

Humor

Sep

WW1

Oct

Korean war

Nov.

3 color camouflage

Dec.

Sci-Fi



Fancy Paint ... inspired by Jack Mugan



Dear Readers – If you sent me something for the IPMS Gators' newsletter and I missed it, or if I misidentified any photos, please let me know. I'll fix it in the August 2025 newsletter. - Bill

THE END