



[www.gatormodelers.org](http://www.gatormodelers.org)



***Inside see: The winner of the January's Intra-Club Contest:  
Clarence Snyder's 1965 Chevy II Nova Awb "Twister"  
(AMT | No. AMT1293 | 1:25)***



**Club officers**  
**Doug Spinney**  
President

**Chuck Lassiter**  
Vice President

**Frank Ahern**  
Secretary

**Bruce Doyle**  
Historian

**Doug Spinney**  
Webmaster

**Bill Winter**  
Treasurer &  
Newsletter  
Editor



[www.gatormodelers.org](http://www.gatormodelers.org)

### Prez Sez.....

This month was my annual trip to Fort Moore's (formerly Fort Benning) U.S. Army Armor and Cavalry Collection in Columbus, GA. I say annual but it is only the third trip there, only two consecutively. Three of my fellow Gator Modelers and I have made the trip two years in a row. If you are an armor enthusiast, then you might consider a future trip to Fort Moore. But, the collection isn't open to the public year round, only certain times of the year. If you are considering a trip, check the Fort Moore U.S. Army Armor and Cavalry Collection website before heading up.

The collection is in a huge building, with a bit over 200 artillery pieces and tanks from around the world from WWI to present day. Most are in good condition, a few look like they have seen better days, and a couple of the German WWII tanks have had the turrets partially cut away so that you can see inside. I had thought that the collection inside and a few tanks that you can see parked outside was all that they had, but there are probably at least 30-40 more tanks that are waiting their turn to enter the restoration bays. I would say a good portion are from WWII. Needless to say, the building that has the 200 pieces is almost full, there are plans to build an additional building in the future.

After an exhaustive stroll through the collection, we were off to Peachtree Corners, GA for the AMPS Atlanta Annual Show. Another collection of figures and armor housed in the Peachtree Corners Hilton, but these are built by those of us that are in the hobby of building and painting scale models. We entered our models into the show and off to the vendor area we went. I managed to make it the entire two days we were there without purchasing any additional model kits, although I did purchase a Squadron catalog. We made it through the awards ceremony Saturday evening, had a nice dinner, and the next morning came back home. Now I am ready to start my next model to enter into an event, the IPMS Gators and IPMS Ocala inter-club What-If contest coming up on April 27, 2024. More information on that at our next meeting, hope to see all of you there.

. **Doug**


**February – IPMS**  
**Gators**

**We will meet**  
**Tuesday, February**  
**20, 2024 at 6:30 PM**  
**at**  
**Oak Hall Library**



## ***Minutes of the Club Meeting from Tuesday January 16, 2024***

President Doug Spinney called the meeting to order at 6:35pm. There were 14 members and 3 guests. Ron Payne, a visitor from Gainesville, John from the Ocala FAST club and Klaus, a friend of Jeff Selker, from Germany.



Doug mentioned several upcoming events, including an RC show in Perry Ga. March 3 & 4, The Jaxcon IPMS show in Jacksonville Feb. 16-17, and the AMPS show in Atlanta Feb. 9-11.

The inter-club contest with the Ocala club is set for April 27th. It will be held at the community room of the Winter-Hardt condo in Gainesville. The contest theme is "What-If?". It requires a combination of at least 2 kits into a fantasy creation that has a unique backstory. Entries will be judged on build quality as well as the originality of the backstory.

The meeting paused to allow time for members to present their Show & Tell models and entries into the monthly theme contest. The January theme was - a model started since the last meeting. The contest, decided by a vote of the members, was won by Clarence Snyder, with his model of a '63 Chevy Nova gasser.

The monthly attendance raffles were won by Bob Lundeen and Don Martin.

Finally the meeting concluded with a presentation by Bill Winter on Japanese battleships of WW2, and the decisive naval battle of Leyte Gulf (pictured is the **IJN Fusō**).



The meeting adjourned at 8:15pm

Submitted By: *Frank Ahern, club secretary.*



## Airplanes of the Aces: Stapleton

By Frank Ahern



He was considered the epitome of the dashing RAF fighter pilot during the Battle of Britain. Tall, blond and sporting a full handlebar moustache, **Basil Stapleton** was an unforgettable character. He was also an outstanding pilot who was awarded the Distinguished Flying Cross. One thing he wasn't was British. He was one of many South Africans who joined the RAF during the war.



Stapleton recorded all his kills (6) flying a Spitfire but later transitioned into the Hawker Typhoon and was instrumental in supporting the D-Day invasion and beyond flying ground attack missions against German armor and artillery..



## Airplanes of the Aces: **Stapleton**

After the war he was a favorite guest and speaker at air shows and memorial events recounting his days as one of "The Few".



The Typhoon was one of those aircraft that was rushed into production before its problems had been sorted out. The appearance of the German FW-190 in 1941 caused panic in the RAF and forced the "Tiffy" into action. The problems revolved around the new Napier Sabre engine, which developed 2,000hp but was prone to catching fire, and a tail structure that proved to be too weak to handle high stress maneuvers. The problems were never totally resolved, which led to the introduction of the Tempest (once called the Typhoon II), but temporary fixes enabled the Typhoon to stay in the air through the war.

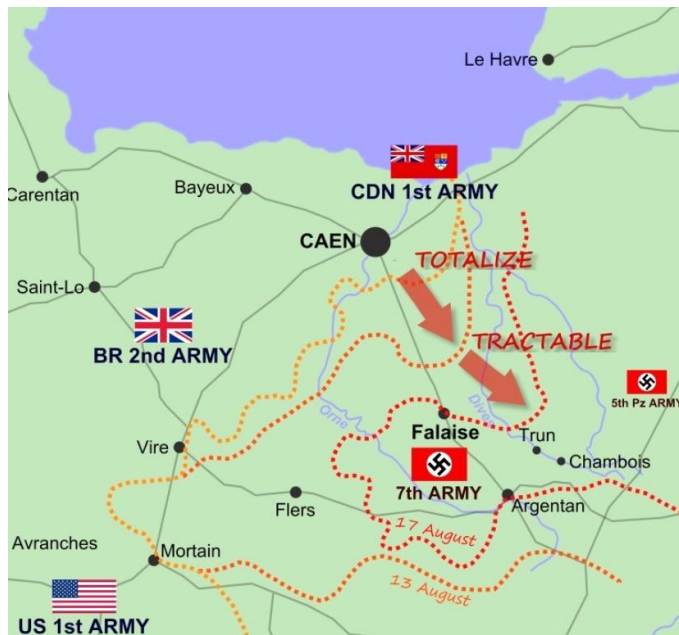


## Airplanes of the Aces: **Stapleton**

Originally designed as an interceptor to replace the Hurricane, the Typhoon was re-programmed to become a ground attack bomber, much like the American P-47.



Like the Thunderbolt it was rugged and capable of carrying a fearsome amount of ordinance said to be the equivalent of a broadside from a British warship.





## Airplanes of the Aces: **Stapleton**

Its shining moment came during the battle of Falaise Gap (see map, previous page), when a German counter-attack after D-Day stalled the Allied advance. General Eisenhower credited the rockets and cannons of the Typhoons with halting the Nazi attack.





There have been many Typhoon kits released. Mine was one of the new-tool Airfix kits, which have become my favorite 1/72 models. Parts fit well and the surface molding detail is





excellent. It included the decals for Stapleton's mount when he was Squadron leader of the 247th Squadron. This was an enjoyable build.

Clarence Snyder's winning model from January's in-club contest





Clarence Snyder's winning model from January's in-club contest





Errol Whisler's In-Progress Mark III Lysander (Jan 2024)






**E Ingersoll's In-Progress WWII bulldozer – the engine! (Jan 2024)**



## Doug Spinney's Jetsons! (Jan 2024)





Frank Ahern's SST (Jan 2024)



Jeff Selker's fine workmanship (Jan 2024)






Jeff Selker's fine workmanship (Jan 2024)



Jeff Selker's fine workmanship (Jan 2024)






Jeff Selker's fine workmanship (Jan 2024)



**Klaus' small scale motorcycle\*(Jan 2024)**



\* Guest of Jeff Selker





**Klaus' ambulance\* (Jan 2024)**




\* Guest of Jeff Selker

Chuck Lassiter's Me Bf 109 E






**Bob Lundeen's motorcycle with sidecar**




Bill's in progress Panther A (Italeri) Jan 2024






*From the desk of Clarence Snyder!*



*From the desk of Clarence Snyder!*





*From the desk of Clarence Snyder!*





## *Members and Guests at the January meeting*





## From the desk of Jack Muga!

From my friend Bob.....

Well, it appears that I've just taken the "road less travelled". Can't explain why I did this, I suppose I'm just dragged around by my modeling nose. Still, both I and my nose had great fun with this project. It's a unassembled diecast model with over 900 parts, sold by **Agora Models** in the UK but made in China. You can subscribe to receive one pack of 12 per month, thus spreading the cost over one year, or you can buy the full kit if you wish. The instruction book is downloaded from their website and completely fills a 2' ring binder, mostly because Agora photographs each and every step for you.

The assembled model is a Seagrave 75' Aerialscope Tower Ladder truck with a Marauder II cab and a Cummins Diesel engine. It's 23 inches long and weighs over 8 lbs., mostly metal with some plastic trim parts. Oh, and fully wired for lights and sound. The Seagrave Fire Apparatus company is not too far from me here in Clintonville, Wisconsin, just about 2.5 hours away. See their website at <http://www.seagrave.com>.





## FDNY<sup>®</sup>

**FIRE TRUCK**

TOWER LADDER 9





**PROUD TO SUPPORT**



# 12

**MONTHS**

**PACK 1 ONLY \$74.99**

**PACK 1 ONLY \$74.99**  
then \$149.99 per month

# 24

**MONTHS**

**PACK 1 ONLY \$74.99**

**PACK 1 ONLY \$74.99**  
then \$79.99 per month (+S&H)

**ACCELERATED STARTER**

# FIRST 6

**PACKS**

**IMMEDIATELY**

**PACKS 1-6 \$799**

Followed by 6 monthly packs

**PACKS 1-6 - \$799**  
then \$149.99 per month

# FULL

# KIT

**PACKS 1-12 \$1,599**

Delivered in 1 shipment

**PACKS 1-12 \$1,599**  
Get it all at once!

Frank Ahern, – Secretary – [ahernf@gmail.com](mailto:ahernf@gmail.com)  
Home: (352) 375-3723; Cell: (352) 226-6785

**If you have a modeling tip you would like to share with your fellow modelers, please send us a copy so we can put it in the newsletter. We need articles for the Newsletter and the Web Site!**

If you just opened up that new kit and want to give a box or build review, write it up and we'll put it in the newsletter and put it on the Web Site. Just read a good book, tell us about it! Got a great tip, share it with your fellow club members. This is your Newsletter and your Web Site and they're only going to be as good as YOU make them so contribute something to the cause. Don't be afraid to ask for assistance if you have something you want to share, we'll be happy to assist you in making it happen!

Don't forget to support your local hobby shop: Rob's Hobby World (Rob Stevely: Proprietor 8585 SW Hwy 200 unit 14) Ocala, FL 34474 [www.robshobbyworld@MSN.com](mailto:www.robshobbyworld@MSN.com); Mon.-Fri.: 10 AM to 5:30PM; Sat.: 9AM to 4PM; Sun: Closed.

Please check out [WWW.IPMSUSA.ORG](http://WWW.IPMSUSA.ORG) for the latest information from IPMS National Headquarters and for information about joining IPMS.

Please use one of the links below or go to the IPMS Membership page for more information about joining IPMS USA.

[http://www.ipmsusa3.org/uploads/ipms\\_application\\_form\\_2016.pdf](http://www.ipmsusa3.org/uploads/ipms_application_form_2016.pdf)

<http://www.shopipmsusa.org/product-p/adult-membership.htm>

<http://www.shopipmsusa.org/product-p/family-membership.htm>

Frank Ahern, – Secretary – Newsletter Editor [ahernf@gmail.com](mailto:ahernf@gmail.com)  
Home: (352) 375-3723; Cell: (352) 226-6785

## **UPCOMING EVENTS**

For a complete list of IPMS events visit: <https://calendar.ipmsusa3.org/>





It is of great importance, both at the local level (IPMS Gators) and at the national level. The Club officers strongly recommend joining IPMS as an individual which provides six yearly issues of the IPMS Journal (which is better than ever) and the opportunity to participate at the IPMS National Convention .

A copy of the membership application is on the right or available at the IPMS / USA website address, [www.ipmsusa.org](http://www.ipmsusa.org).

Complete the form and return it to the address listed at the bottom of the form along with your method of payment.

## IPMS Membership



### International Plastic Modelers' Society/USA Membership Application / Renewal Form

New  Renewal  IPMS #:

Name:

Address:

City:  State:

Zip Code:

Phone:  E-Mail:

Chapter Affiliation, if any:

<b>Junior</b> (17 years or younger)	\$17.00	<input type="text"/>	Date of Birth:	<input type="text"/>
<b>Adult</b>	One year	\$30.00		<input type="text"/>
	Two years	\$58.00		<input type="text"/>
	Three years	\$86.00		<input type="text"/>
<b>Canada &amp; Mexico</b>		\$35.00		<input type="text"/>
<b>Foreign</b>	Surface	\$38.00		<input type="text"/>

**Family** (1 set of Journals)  ← Adult fee + \$5.00 # of cards?

Your Signature:

If recommended by an IPMS member, please provide his/her:  
Name:  IPMS #:

**PAYMENT OPTIONS:**

Cash  Amount:

Check  Check #:  Amount:

Billing Address, if different than above -

Address:

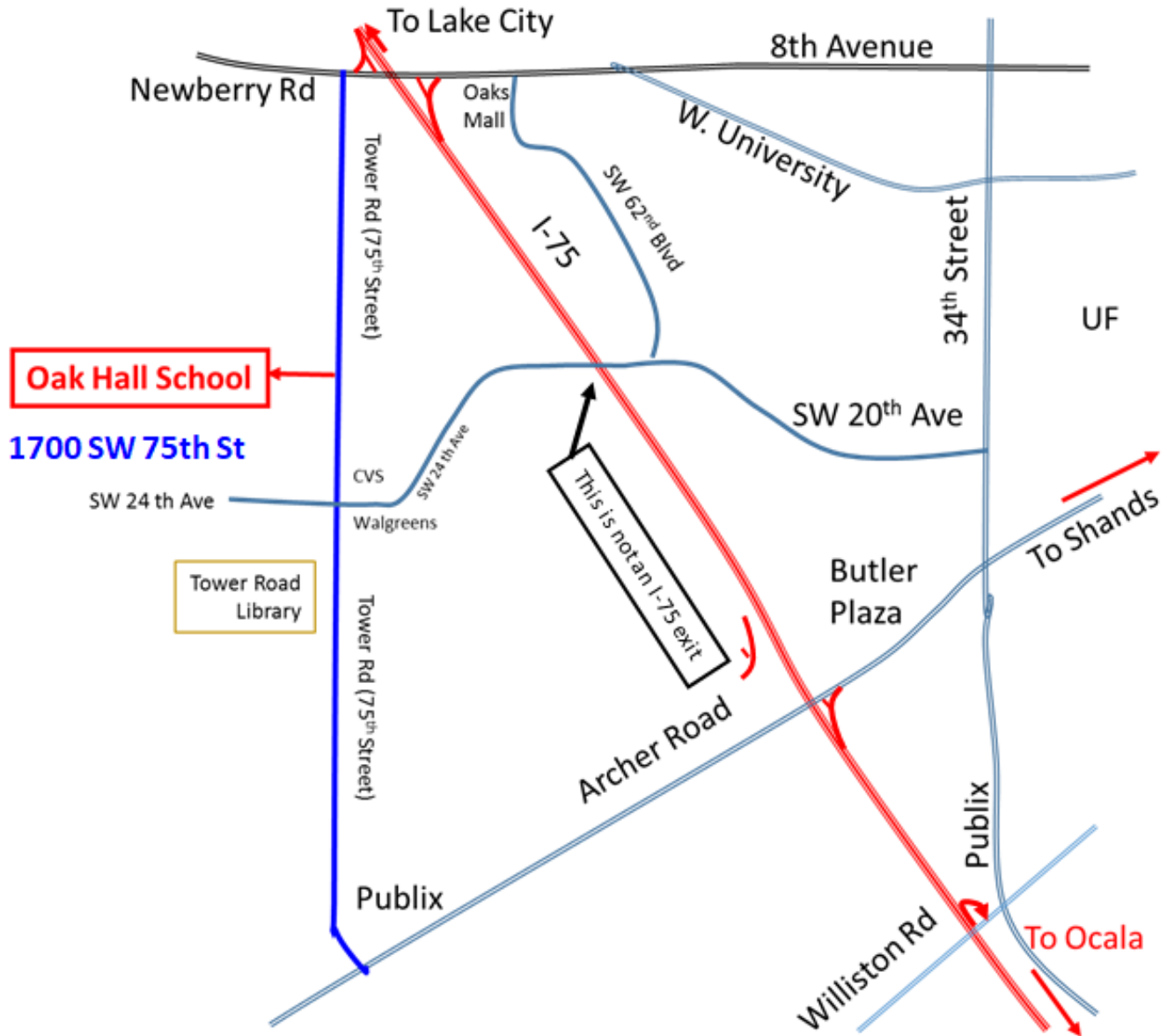
City:  State:

Zip Code:

Applications should be printed and mailed to: IPMS/USA, PO Box 1411, Riverview, FL 33568-1411



## Directions to OAK HALL (1700 SW 75<sup>th</sup> St, Gainesville, FL)



## A note about monthly themes for 2023-2024

### Feb. D-Day

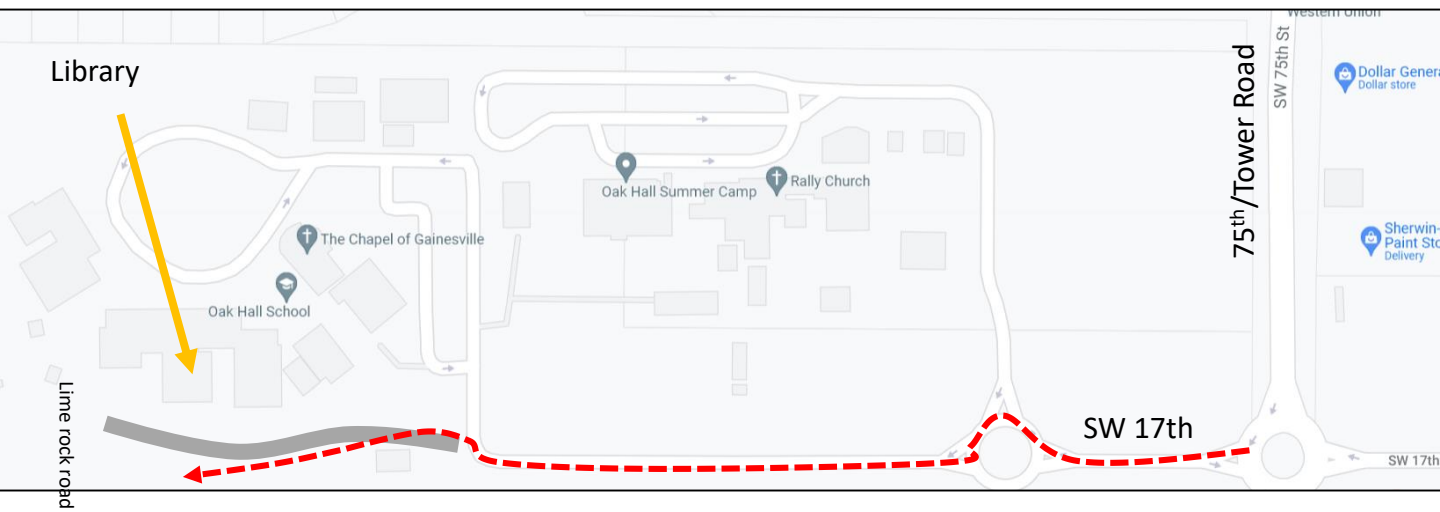
- Apr. Anything carrying chemicals, fuel, ammo
- Jun Diorama/Vignette
- Aug Sci-Fi
- Oct Figures
- Dec. Kit Bash

### Mar. Movies/TV

- May 1930's
- Jul Colossal Failures
- Sep Emergency Vehicle
- Nov. Animal Names



**IPMS GATORS' MEMBERS:** We will meet at Oak Hall on Tuesday February 20 at 6:30 PM in the LIBRARY.



The top image is the satellite view of OAK HALL. The bottom view is a line drawing.

***Dear Readers – If you sent me something for the IPMS Gators' newsletter and I missed it, please let me know. I'll put it in the March 2024 newsletter. - Bill***